



February 26 - 28, 2010 Phillip Island, Australia
SUPPORT CLASS RESULTS

VIC MOTORCYCLE WRECKERS AUSTRALIAN SUPERSPORT

Race 2

Date: 28/02/10
Event: R09
Weather: Mostly cloudy - Temp: 17.3C
Track: Dry - Temp: 26.0C

Started at: 11:01:51
Laps: 12
Starters: 21
Printed at: 13:36

AMENDED RESULTS

Pos	No	Gr	Name	Machine	Laps	Race Time	Behind	Fastest Lap	On Lap
1	18	B	Troy HERFOSS (VIC) / Team Suzuki	Suzuki GSXR	12	19:54.214		1:38.451	3
2	9	A	Kevin CURTAIN (VIC) / Yamaha Racing Team	Yamaha YZF-R6	12	19:59.624	5.410	1:38.933	6
3	25	B	Brodie WATERS (VIC)	Suzuki GSXR	12	20:02.122	7.908	1:38.803	7
4	16	A	Christan CASELLA (VIC)	Triumph Daytona	12	20:02.204	7.990	1:38.831	11
5	8	A	Jed METCHER (VIC)	Yamaha YZF-R6	12	20:02.569	8.355	1:39.046	12
6	24	A	Chas HERN (VIC)	Suzuki GSXR	12	20:05.349	11.135	1:39.336	9
7	23		Rick OLSON (VIC) / Yamaha Racing Team	Yamaha YZF-R6	12	20:06.217	12.003	1:39.233	2
8	60	A	Ben BURKE (NSW)	Yamaha YZF-R6	12	20:07.977	13.763	1:39.191	6
9	52	B	Ryan TAYLOR (VIC)	Yamaha YZF-R6	12	20:14.045	19.831	1:39.317	6
10	35	A	Mitchell CARR (NSW) / Carr Bros Motorsport	Suzuki GSXR	12	20:21.685	27.471	1:40.114	4
11	19	B	Mitchell PIROTTA (NSW) / On Two Wheels Motorsports	Yamaha YZF-R6	12	20:27.884	33.670	1:40.682	3
12	96	A	Aaron GOBERT (NSW)	Yamaha YZF-R6	12	20:32.488	38.274	1:41.131	7
13	82	A	Chris QUINN (NSW) / The Channon Store	Yamaha YZF-R6	12	20:38.545	44.331	1:41.907	6
14	30		Dylan MAVIN (QLD)	Honda CBR RR	12	20:44.722	50.508	1:41.930	12
15	58	A	Anthony QUINN (NSW) / The Channon Store	Yamaha YZF-R6	12	20:47.461	53.247	1:42.369	2
16	17	B	Sam HEATH (QLD)	Honda CBR RR	12	20:51.969	57.755	1:42.019	5
17	48	B	Andy LAWSON JNR (QLD)	Honda CBR RR	12	20:52.908	58.694	1:42.197	2
18	37	C	Cohen ARTHUR (QLD)	Yamaha YZF-R6	12	21:03.237	1:09.023	1:40.989	3
19	4	C	Aaron MORRIS (NSW)	Yamaha YZF-R6	12	21:11.789	1:17.575	1:38.663	7
DNF	65	A	Blake LEIGH-SMITH (QLD)	Yamaha YZF-R6	8	13:26.063	4 Laps	1:39.244	5
DNF	22	C	Des DARBY (QLD)	Triumph Daytona	2	3:30.968	10 Laps	1:40.795	2

Fastest Lap was 1:38.451 by Troy HERFOSS (VIC)


Current race record for SS class - 1:35.200 by Bryan STARING (VIC) on a Yamaha YZF R6 set on 17/10/09

*** Rider 4 (Aaron MORRIS (NSW)) - Penalised 10 positions by Steward after protest ***

*** Rider 37 (Cohen ARTHUR (QLD)) - 10 second penalty imposed by Clerk of Course for jumped start ***

The results are provisional until the end of the time limit for protests and appeals.


Chief Time Keeper - Scott Laing


Clerk of Course - Peter Smith

Computime Race Timing Systems Pty Ltd © 1996-2008
Licensed to Computime Race Timing Systems

www.computime.com.au

COMPUTIME RACE TIMING SYSTEMS PTY LTD

9 Timber Lane, Glen Waverley, Vic 3150. Ph : 0418 17 13 17

E-mail : scott@computime.com.au





February 26 - 28, 2010 Phillip Island, Australia **SUPPORT CLASS RESULTS**

VIC MOTORCYCLE WRECKERS AUSTRALIAN SUPERSPORT

Race 2

Date: **28/02/10**
Event: **R09**
Weather: **Mostly cloudy - Temp: 17.3C**
Track: **Dry - Temp: 26.0C**

Started at: **11:01:51**
Laps: **12**
Starters: **21**
Printed at: **13:36**

AMENDED LAP TIMES

No	Name	Lap 1	Lap 2	Lap 3	Lap 4	Lap 5	Lap 6	Lap 7	Lap 8	Lap 9	Lap 10	Lap 11	Lap 12
4	Aaron MORRIS (NSW)	44.762	1:39.103	1:39.290	1:39.103	1:39.159	1:38.911	1:38.663	1:40.055	1:38.907	1:40.850	1:39.661	1:52.694
8	Jed METCHER (VIC)	1:44.968	1:39.967	1:39.539	1:40.332	1:39.378	1:39.731	1:40.039	1:39.228	1:39.512	1:39.785	1:39.435	1:39.046
9	Kevin CURTAIN (VIC)	1:43.465	1:39.841	1:39.178	1:39.120	1:39.291	1:38.933	1:38.949	1:39.312	1:39.531	1:39.619	1:39.938	1:40.577
16	Christan CASELLA (VIC)	1:44.453	1:40.008	1:39.437	1:39.785	1:39.742	1:39.958	1:39.265	1:39.417	1:39.480	1:40.509	1:38.831	1:39.310
17	Sam HEATH (QLD)	1:47.880	1:42.317	1:42.142	1:42.681	1:42.019	1:55.539	1:42.254	1:42.621	1:42.494	1:43.583	1:42.476	1:42.105
18	Troy HERFOSS (VIC)	1:43.765	1:38.482	1:38.451	1:38.918	1:38.755	1:38.606	1:39.085	1:38.882	1:38.883	1:39.266	1:39.225	1:40.680
19	Mitchell PIROTTA (NSW)	1:48.351	1:41.642	1:40.682	1:41.956	1:40.912	1:41.108	1:40.768	1:41.208	1:41.486	1:41.543	1:42.146	1:43.915
22	Des DARBY (QLD)	1:46.692	1:40.795										
23	Rick OLSON (VIC)	1:44.610	1:39.233	1:39.401	1:39.754	1:39.789	1:39.831	1:39.768	1:39.409	1:39.785	1:40.606	1:40.648	1:40.677
24	Chas HERN (VIC)	1:45.380	1:39.440	1:39.386	1:39.854	1:39.624	1:39.714	1:39.795	1:39.714	1:39.336	1:40.347	1:40.341	1:40.019
25	Brodie WATERS (VIC)	1:43.675	1:39.437	1:39.368	1:39.017	1:39.228	1:39.112	1:38.803	1:39.670	1:38.816	1:45.206	1:39.055	1:39.392
30	Dylan MAVIN (QLD)	1:45.758	1:50.448	1:42.678	1:42.480	1:42.837	1:42.167	1:42.472	1:42.589	1:43.013	1:42.772	1:42.136	1:41.930
35	Mitchell CARR (NSW)	1:45.165	1:40.829	1:40.780	1:40.114	1:40.489	1:40.656	1:41.099	1:41.234	1:41.774	1:42.086	1:42.163	1:42.767
37	Cohen ARTHUR (QLD)	1:36.461	1:41.977	1:40.989	1:42.117	1:41.379	1:42.009	1:41.832	2:00.141	1:43.507	1:43.449	1:43.650	1:42.454
48	Andy LAWSON JNR (QLD)	1:47.360	1:42.197	1:42.576	1:42.285	1:42.788	1:52.407	1:43.220	1:43.390	1:43.707	1:43.494	1:43.046	1:42.566
52	Ryan TAYLOR (VIC)	1:46.036	1:40.730	1:39.722	1:39.874	1:39.574	1:39.317	1:39.750	1:40.353	1:40.568	1:41.543	1:41.485	1:42.016
58	Anthony QUINN (NSW)	1:47.601	1:42.369	1:42.424	1:42.390	1:42.423	1:42.497	1:42.803	1:43.613	1:44.713	1:44.107	1:44.596	1:44.562
60	Ben BURKE (NSW)	1:44.124	1:42.058	1:40.417	1:40.277	1:39.439	1:39.191	1:39.214	1:39.417	1:40.070	1:40.451	1:40.378	1:40.656
65	Blake LEIGH-SMITH (QLD)	1:45.343	1:40.323	1:40.507	1:39.545	1:39.244	1:39.452	1:39.482	1:39.257				
82	Chris QUINN (NSW)	1:46.131	1:43.123	1:42.431	1:42.434	1:42.322	1:41.907	1:42.357	1:42.623	1:43.109	1:42.787	1:42.960	1:43.449
96	Aaron GOBERT (NSW)	1:47.035	1:42.312	1:42.212	1:42.421	1:41.189	1:41.489	1:41.131	1:41.836	1:42.401	1:42.005	1:42.719	1:42.657

*** Rider 4 (Aaron MORRIS (NSW)) - Penalised 10 positions by Steward after protest ***

*** Rider 37 (Cohen ARTHUR (QLD)) - 10 second penalty imposed by Clerk of Course for jumped start ***

The results are provisional until the end of the time limit for protests and appeals.

Chief Time Keeper - Scott Laing

Clerk of Course - Peter Smith

Computime Race Timing Systems Pty Ltd © 1996-2008
Licensed to Computime Race Timing Systems

www.computime.com.au

COMPUTIME RACE TIMING SYSTEMS PTY LTD

9 Timber Lane, Glen Waverley, Vic 3150. Ph : 0418 17 13 17

E-mail : scott@computime.com.au





February 26 - 28, 2010 Phillip Island, Australia
SUPPORT CLASS RESULTS
VIC MOTORCYCLE WRECKERS AUSTRALIAN SUPERSPORT
Race 2

Date: 28/02/10
 Event: R09
 Weather: Mostly cloudy - Temp: 17.3C
 Track: Dry - Temp: 26.0C

Started at: 11:01:51
 Laps: 12
 Starters: 21
 Printed at: 13:36


AMENDED FASTEST LAPS SEQUENCE


Lap	Race Pos	No	Name	Machine	Fastest Lap	On Lap
1	1	18	Troy HERFOSS (VIC)	Suzuki GSXR	1:43.765	1
1	2	25	Brodie WATERS (VIC)	Suzuki GSXR	1:43.675	1
1	3	9	Kevin CURTAIN (VIC)	Yamaha YZF-R6	1:43.465	1
2	1	18	Troy HERFOSS (VIC)	Suzuki GSXR	1:38.482	2
3	1	18	Troy HERFOSS (VIC)	Suzuki GSXR	1:38.451	3

*** Rider 4 (Aaron MORRIS (NSW)) - Penalised 10 positions by Steward after protest ***

*** Rider 37 (Cohen ARTHUR (QLD)) - 10 second penalty imposed by Clerk of Course for jumped start ***

The results are provisional until the end of the time limit for protests and appeals.


 Chief Time Keeper - Scott Laing


 Clerk of Course - Peter Smith

Computime Race Timing Systems Pty Ltd © 1996-2008
 Licensed to Computime Race Timing Systems

www.computime.com.au

COMPUTIME RACE TIMING SYSTEMS PTY LTD

9 Timber Lane, Glen Waverley, Vic 3150. Ph : 0418 17 13 17

E-mail : scott@computime.com.au





February 26 - 28, 2010 Phillip Island, Australia SUPPORT CLASS RESULTS

VIC MOTORCYCLE WRECKERS AUSTRALIAN SUPERSPORT Race 2

Date: **28/02/10**
Event: **R09**
Weather: **Mostly cloudy - Temp: 17.3C**
Track: **Dry - Temp: 26.0C**

Started at: **11:01:51**
Laps: **12**
Starters: **21**
Printed at: **13:36**

AMENDED SPLIT TIMES

Lap	Split 1	Split 2	Split 3	Lap Time	Lap	Split 1	Split 2	Split 3	Lap Time
4 Aaron MORRIS (NSW) (19th)					25 Brodie WATERS (VIC) (3rd)				
1	37.481	39.633	27.648	1:44.762	1	36.214	39.627	27.834	1:43.675
2	32.219	39.522	27.362	1:39.103	2	32.281	39.397	27.759	1:39.437
3	32.178	39.294	27.818	1:39.290	3	32.499	39.397	27.472	1:39.368
4	32.226	39.311	27.566	1:39.103	4	31.962	39.379	27.676	1:39.017
5	32.257	39.252	27.650	1:39.159	5	32.192	39.235	27.801	1:39.228
6	32.270	39.053	27.588	1:38.911	6	32.165	39.452	27.495	1:39.112
7	31.946	39.012	27.705	1:38.663	7	32.109	39.196	27.498	1:38.803
8	32.170	40.222	27.663	1:40.055	8	31.872	39.919	27.879	1:39.670
9	32.287	39.105	27.515	1:38.907	9	32.221	38.997	27.598	1:38.816
10	31.991	41.192	27.667	1:40.850	10	32.021	45.497	27.688	1:45.206
11	32.122	39.417	28.122	1:39.661	11	31.948	39.444	27.663	1:39.055
12	32.401	51.965	28.328	1:52.694	12	32.284	39.334	27.774	1:39.392
8 Jed METCHER (VIC) (5th)					30 Dylan MAVIN (QLD) (14th)				
1	37.279	39.956	27.733	1:44.968	1	37.293	40.603	27.862	1:45.758
2	32.382	39.533	28.052	1:39.967	2	33.141	48.197	29.110	1:50.448
3	32.296	39.628	27.615	1:39.539	3	32.633	41.270	28.775	1:42.678
4	32.489	40.132	27.711	1:40.332	4	33.029	41.008	28.443	1:42.480
5	32.062	39.780	27.536	1:39.378	5	33.199	40.860	28.778	1:42.837
6	32.030	39.872	27.829	1:39.731	6	32.883	40.698	28.586	1:42.167
7	32.306	39.894	27.839	1:40.039	7	33.171	40.835	28.466	1:42.472
8	31.977	39.584	27.667	1:39.228	8	32.861	41.158	28.570	1:42.589
9	32.092	39.546	27.874	1:39.512	9	33.177	41.320	28.516	1:43.013
10	32.354	39.598	27.833	1:39.785	10	33.014	41.021	28.737	1:42.772
11	32.267	39.361	27.807	1:39.435	11	32.929	40.709	28.498	1:42.136
12	32.028	39.398	27.620	1:39.046	12	32.783	40.747	28.400	1:41.930
9 Kevin CURTAIN (VIC) (2nd)					35 Mitchell CARR (NSW) (10th)				
1	36.060	39.794	27.611	1:43.465	1	36.461	40.636	28.068	1:45.165
2	32.319	39.867	27.655	1:39.841	2	32.578	40.304	27.947	1:40.829
3	32.207	39.255	27.716	1:39.178	3	32.859	40.164	27.757	1:40.780
4	32.153	39.251	27.716	1:39.120	4	32.422	39.951	27.741	1:40.114
5	32.256	39.396	27.639	1:39.291	5	32.528	40.030	27.931	1:40.489
6	32.143	39.301	27.489	1:38.933	6	32.547	40.206	27.903	1:40.656
7	32.109	39.124	27.716	1:38.949	7	32.872	40.198	28.029	1:41.099
8	32.058	39.581	27.673	1:39.312	8	32.804	40.316	28.114	1:41.234
9	32.456	39.177	27.898	1:39.531	9	33.026	40.492	28.236	1:41.774
10	32.215	39.546	27.858	1:39.619	10	33.095	40.791	28.200	1:42.086
11	32.380	39.483	28.075	1:39.938	11	33.269	40.658	28.221	1:42.163

Chief Time Keeper - Scott Laing

Clerk of Course - Peter Smith

Computime Race Timing Systems Pty Ltd © 1996-2008
Licensed to Computime Race Timing Systems

www.computime.com.au

COMPUTIME RACE TIMING SYSTEMS PTY LTD

9 Timber Lane, Glen Waverley, Vic 3150. Ph : 0418 17 13 17

E-mail : scott@computime.com.au





February 26 - 28, 2010 Phillip Island, Australia **SUPPORT CLASS RESULTS**

VIC MOTORCYCLE WRECKERS AUSTRALIAN SUPERSPORT Race 2

Date: **28/02/10**
Event: **R09**
Weather: **Mostly cloudy - Temp: 17.3C**
Track: **Dry - Temp: 26.0C**

Started at: **11:01:51**
Laps: **12**
Starters: **21**
Printed at: **13:36**

AMENDED SPLIT TIMES

Lap	Split 1	Split 2	Split 3	Lap Time	Lap	Split 1	Split 2	Split 3	Lap Time
12	32.525	40.177	27.875	1:40.577	12	33.211	40.988	28.568	1:42.767
16 Christan CASELLA (VIC) (4th)					37 Cohen ARTHUR (QLD) (18th)				
1	36.880	39.832	27.741	1:44.453	1	36.888	41.130	28.443	1:46.461
2	32.466	39.463	28.079	1:40.008	2	32.838	40.838	28.301	1:41.977
3	32.353	39.287	27.797	1:39.437	3	<u>32.791</u>	<u>39.973</u>	28.225	<u>1:40.989</u>
4	32.454	39.331	28.000	1:39.785	4	33.477	40.240	28.400	1:42.117
5	32.578	39.382	27.782	1:39.742	5	33.193	40.146	<u>28.040</u>	1:41.379
6	32.368	39.649	27.941	1:39.958	6	33.079	40.684	28.246	1:42.009
7	32.182	39.199	27.884	1:39.265	7	33.172	40.300	28.360	1:41.832
8	32.329	39.408	27.680	1:39.417	8	33.242	57.629	29.270	2:00.141
9	32.302	39.320	27.858	1:39.480	9	33.756	40.940	28.811	1:43.507
10	32.276	40.388	27.845	1:40.509	10	33.863	40.971	28.615	1:43.449
11	32.044	<u>39.172</u>	<u>27.615</u>	<u>1:38.831</u>	11	34.026	40.419	29.205	1:43.650
12	<u>32.006</u>	39.644	27.660	1:39.310	12	32.938	40.933	28.583	1:42.454
17 Sam HEATH (QLD) (16th)					48 Andy LAWSON JNR (QLD) (17th)				
1	37.427	41.806	28.647	1:47.880	1	37.125	41.985	28.250	1:47.360
2	32.856	40.808	28.653	1:42.317	2	<u>32.840</u>	41.143	28.214	<u>1:42.197</u>
3	<u>32.802</u>	41.068	28.272	1:42.142	3	33.014	41.301	28.261	1:42.576
4	33.111	41.088	28.482	1:42.681	4	33.089	41.134	<u>28.062</u>	1:42.285
5	32.826	41.038	<u>28.155</u>	<u>1:42.019</u>	5	33.154	41.300	28.334	1:42.788
6	33.136	52.666	29.737	1:55.539	6	33.009	50.783	28.615	1:52.407
7	33.124	40.491	28.639	1:42.254	7	33.317	41.238	28.665	1:43.220
8	33.358	<u>40.486</u>	28.777	1:42.621	8	33.462	41.347	28.581	1:43.390
9	33.464	40.573	28.457	1:42.494	9	33.368	41.445	28.894	1:43.707
10	33.967	41.248	28.368	1:43.583	10	33.846	41.195	28.453	1:43.494
11	33.113	40.681	28.682	1:42.476	11	33.027	<u>40.887</u>	29.132	1:43.046
12	33.239	40.497	28.369	1:42.105	12	33.024	40.894	28.648	1:42.566
18 Troy HERFOSS (VIC) (1st)					52 Ryan TAYLOR (VIC) (9th)				
1	36.760	39.438	<u>27.567</u>	1:43.765	1	37.254	40.652	28.130	1:46.036
2	<u>31.855</u>	39.053	27.574	1:38.482	2	33.045	39.822	27.863	1:40.730
3	31.878	<u>38.907</u>	27.666	<u>1:38.451</u>	3	32.234	39.641	27.847	1:39.722
4	32.099	39.018	27.801	1:38.918	4	32.424	39.876	<u>27.574</u>	1:39.874
5	31.978	39.118	27.659	1:38.755	5	32.287	39.618	27.669	1:39.574
6	31.978	38.952	27.676	1:38.606	6	32.115	<u>39.399</u>	<u>27.803</u>	<u>1:39.317</u>
7	31.958	39.496	27.631	1:39.085	7	<u>32.113</u>	39.867	27.770	1:39.750
8	31.928	39.193	27.761	1:38.882	8	32.289	39.985	28.079	1:40.353
9	31.969	39.128	27.786	1:38.883	9	32.391	40.648	28.123	1:40.568

Chief Time Keeper - Scott Laing

Clerk of Course - Peter Smith

Computime Race Timing Systems Pty Ltd © 1996-2008
Licensed to Computime Race Timing Systems

www.computime.com.au

COMPUTIME RACE TIMING SYSTEMS PTY LTD

9 Timber Lane, Glen Waverley, Vic 3150. Ph : 0418 17 13 17

E-mail : scott@computime.com.au





February 26 - 28, 2010 Phillip Island, Australia **SUPPORT CLASS RESULTS**

VIC MOTORCYCLE WRECKERS AUSTRALIAN SUPERSPORT Race 2

Date: **28/02/10**
Event: **R09**
Weather: **Mostly cloudy - Temp: 17.3C**
Track: **Dry - Temp: 26.0C**

Started at: **11:01:51**
Laps: **12**
Starters: **21**
Printed at: **13:36**

AMENDED SPLIT TIMES

Lap	Split 1	Split 2	Split 3	Lap Time	Lap	Split 1	Split 2	Split 3	Lap Time
10	32.028	39.343	27.895	1:39.266	10	32.731	40.448	28.364	1:41.543
11	32.007	39.389	27.829	1:39.225	11	32.845	40.371	28.269	1:41.485
12	32.159	39.911	28.610	1:40.680	12	32.983	40.682	28.351	1:42.016
19 Mitchell PIROTTA (NSW) (11th)					58 Anthony QUINN (NSW) (15th)				
1	38.560	41.527	28.264	1:48.351	1	37.748	41.553	<u>28.300</u>	1:47.601
2	32.907	40.306	28.429	1:41.642	2	<u>32.925</u>	40.911	28.533	<u>1:42.369</u>
3	<u>32.675</u>	40.062	<u>27.945</u>	<u>1:40.682</u>	3	33.309	40.747	28.368	1:42.424
4	33.500	40.287	28.169	1:41.956	4	33.216	40.677	28.497	1:42.390
5	32.834	40.034	28.044	1:40.912	5	33.447	40.555	28.421	1:42.423
6	32.978	39.990	28.140	1:41.108	6	33.328	<u>40.473</u>	28.696	1:42.497
7	32.830	<u>39.825</u>	28.113	1:40.768	7	33.572	40.573	28.658	1:42.803
8	32.861	39.961	28.386	1:41.208	8	33.518	41.339	28.756	1:43.613
9	33.121	40.170	28.195	1:41.486	9	34.001	41.582	29.130	1:44.713
10	33.115	40.126	28.302	1:41.543	10	33.830	41.173	29.104	1:44.107
11	33.235	40.416	28.495	1:42.146	11	34.052	41.446	29.098	1:44.596
12	33.636	41.198	29.081	1:43.915	12	33.849	41.525	29.188	1:44.562
22 Des DARBY (QLD) (21th)					60 Ben BURKE (NSW) (8th)				
1	37.371	41.206	28.115	1:46.692	1	36.430	39.860	27.834	1:44.124
2	<u>32.597</u>	<u>40.426</u>	<u>27.772</u>	<u>1:40.795</u>	2	32.913	41.119	28.026	1:42.058
23 Rick OLSON (VIC) (7th)					65 Blake LEIGH-SMITH (QLD) (20th)				
1	36.704	40.245	27.661	1:44.610	1	36.867	40.642	27.834	1:45.343
2	<u>32.096</u>	39.551	<u>27.586</u>	<u>1:39.233</u>	2	32.268	40.273	27.782	1:40.323
3	32.510	<u>39.216</u>	27.675	1:39.401	3	32.559	39.873	28.075	1:40.507
4	32.608	39.433	27.713	1:39.754	4	32.047	39.631	27.807	1:39.545
5	32.644	39.471	27.674	1:39.789	5	32.100	<u>39.409</u>	<u>27.735</u>	<u>1:39.244</u>
6	32.485	39.505	27.841	1:39.831	6	32.044	39.558	27.850	1:39.452
7	32.322	39.658	27.788	1:39.768	7	32.040	39.458	27.977	1:39.482
8	32.135	39.431	27.843	1:39.409					
9	32.206	39.699	27.880	1:39.785					
10	32.388	40.222	27.996	1:40.606					
11	32.231	39.993	28.424	1:40.648					
12	32.635	40.041	28.001	1:40.677					
24 Chas HERN (VIC) (6th)									
1	36.889	40.670	27.821	1:45.380					
2	32.134	39.615	27.691	1:39.440					
3	32.247	<u>39.373</u>	27.766	1:39.386					

Chief Time Keeper - Scott Laing

Clerk of Course - Peter Smith

Computime Race Timing Systems Pty Ltd © 1996-2008
Licensed to Computime Race Timing Systems

www.computime.com.au

COMPUTIME RACE TIMING SYSTEMS PTY LTD

9 Timber Lane, Glen Waverley, Vic 3150. Ph : 0418 17 13 17

E-mail : scott@computime.com.au





February 26 - 28, 2010 Phillip Island, Australia
SUPPORT CLASS RESULTS

**VIC MOTORCYCLE WRECKERS AUSTRALIAN SUPERSPORT
Race 2**

Date: **28/02/10**
Event: **R09**
Weather: **Mostly cloudy - Temp: 17.3C**
Track: **Dry - Temp: 26.0C**

Started at: **11:01:51**
Laps: **12**
Starters: **21**
Printed at: **13:36**

AMENDED SPLIT TIMES


Lap	Split 1	Split 2	Split 3	Lap Time	Lap	Split 1	Split 2	Split 3	Lap Time
4	32.281	39.988	27.585	1:39.854	8	31.924	39.486	27.847	1:39.257
5	32.344	39.660	27.620	1:39.624	82 Chris QUINN (NSW) (13th)				
6	32.349	39.700	27.665	1:39.714	1	36.784	40.941	28.406	1:46.131
7	32.298	39.787	27.710	1:39.795	2	33.097	41.284	28.742	1:43.123
8	32.253	39.769	27.692	1:39.714	3	33.344	40.589	28.498	1:42.431
9	32.087	39.617	27.632	1:39.336	4	33.255	40.647	28.532	1:42.434
10	32.396	40.133	27.818	1:40.347	5	33.378	40.465	28.479	1:42.322
11	32.281	39.862	28.198	1:40.341	6	33.126	40.337	28.444	1:41.907
12	32.475	39.638	27.906	1:40.019	7	33.090	40.760	28.507	1:42.357
					8	33.394	40.613	28.616	1:42.623
					9	33.482	40.968	28.659	1:43.109
					10	33.541	40.607	28.639	1:42.787
					11	33.385	40.844	28.731	1:42.960
					12	33.763	40.937	28.749	1:43.449
					96 Aaron GOBERT (NSW) (12th)				
					1	37.447	41.352	28.236	1:47.035
					2	33.390	40.731	28.191	1:42.312
					3	33.313	40.699	28.200	1:42.212
					4	33.383	40.591	28.447	1:42.421
					5	32.816	40.205	28.168	1:41.189
					6	32.983	40.290	28.216	1:41.489
					7	32.836	40.147	28.148	1:41.131
					8	32.961	40.488	28.387	1:41.836
					9	33.263	40.805	28.333	1:42.401
					10	33.262	40.388	28.355	1:42.005
					11	33.267	40.861	28.591	1:42.719
					12	33.652	40.483	28.522	1:42.657

*** Rider 4 (Aaron MORRIS (NSW)) - Penalised 10 positions by Steward after protest ***

*** Rider 37 (Cohen ARTHUR (QLD)) - 10 second penalty imposed by Clerk of Course for jumped start ***

The results are provisional until the end of the time limit for protests and appeals.


Chief Time Keeper - Scott Laing


Clerk of Course - Peter Smith

Computime Race Timing Systems Pty Ltd © 1996-2008
Licensed to Computime Race Timing Systems

www.computime.com.au

COMPUTIME RACE TIMING SYSTEMS PTY LTD

9 Timber Lane, Glen Waverley, Vic 3150. Ph : 0418 17 13 17

E-mail : scott@computime.com.au





February 26 - 28, 2010 Phillip Island, Australia
SUPPORT CLASS RESULTS

**VIC MOTORCYCLE WRECKERS AUSTRALIAN SUPERSPORT
Race 2**

Date: 28/02/10
Event: R09
Weather: Mostly cloudy - Temp: 17.3C
Track: Dry - Temp: 26.0C

Started at: 11:01:51
Laps: 12
Starters: 21
Printed at: 13:36

AMENDED LAP CHART

Grid	1	2	3	4	5	6	7	8	9	10	11	12
4	18	18	18	18	18	18	18	18	18	18	18	18
18	25	25	4	25	4	4	4	25	25	9	9	9
25	9	4	25	4	25	25	25	4	4	4	4	25
8	4	9	9	9	9	9	9	9	9	25	25	16
11	60	16	16	16	16	23	16	16	16	16	16	8
9	16	8	23	23	23	16	23	23	23	8	8	24
16	8	23	8	8	8	8	8	8	8	23	24	23
19	23	24	24	24	24	24	24	24	24	24	23	60
60	35	60	60	65	65	65	65	65	60	60	60	4
24	24	35	65	60	60	60	60	60	52	52	52	52
35	65	65	35	35	52	52	52	52	35	35	35	35
23	82	52	52	52	35	35	35	35	19	19	19	19
65	52	22	37	19	19	19	19	19	96	96	96	96
96	30	37	19	37	37	37	37	96	82	82	82	82
52	37	19	82	82	96	96	96	82	58	58	30	30
82	96	82	96	96	82	82	82	58	30	30	58	58
22	22	96	58	58	58	58	58	30	37	37	17	17
30	19	58	48	48	17	30	30	48	48	48	48	48
58	58	48	17	17	48	48	48	37	17	17	37	37
37	48	17	30	30	30	17	17	17				
17	17	30										
48												

*** Rider 4 (Aaron MORRIS (NSW)) - Penalised 10 positions by Steward after protest ***

*** Rider 37 (Cohen ARTHUR (QLD)) - 10 second penalty imposed by Clerk of Course for jumped start ***

The results are provisional until the end of the time limit for protests and appeals.

Scott Laing
Chief Time Keeper - Scott Laing

Peter Smith
Clerk of Course - Peter Smith

Computime Race Timing Systems Pty Ltd © 1996-2008
Licensed to Computime Race Timing Systems

www.computime.com.au

COMPUTIME RACE TIMING SYSTEMS PTY LTD

9 Timber Lane, Glen Waverley, Vic 3150. Ph : 0418 17 13 17

E-mail : scott@computime.com.au





February 26 - 28, 2010 Phillip Island, Australia
SUPPORT CLASS RESULTS
VIC MOTORCYCLE WRECKERS AUSTRALIAN SUPERSPORT
AMENDED ROUND POINTS

AUSTRALIAN SUPERSPORT CHAMPIONSHIP - OVERALL

Pos	No	Name	Pole Posn	Race 1	Race 2	Total
1	18	Troy HERFOSS (VIC)	0	18	25	43
2	16	Christan CASELLA (VIC)	0	25	17	42
3	25	Brodie WATERS (VIC)	0	20	18	38
4	24	Chas HERN (VIC)	0	15	15	30
5	60	Ben BURKE (NSW)	0	17	13	30
6	35	Mitchell CARR (NSW)	0	14	11	25
7	8	Jed METCHER (VIC)	0	8	16	24
8	19	Mitchell PIROTTA (NSW)	0	13	10	23
9	52	Ryan TAYLOR (VIC)	0	9	12	21
10	96	Aaron GOBERT (NSW)	0	12	9	21
11	9	Kevin CURTAIN (VIC)	0	0	20	20
12	23	Rick OLSON (VIC)	0	5	14	19
13	30	Dylan MAVIN (QLD)	0	11	7	18
14	65	Blake LEIGH-SMITH (QLD)	0	16	0	16
15	82	Chris QUINN (NSW)	0	7	8	15
16	58	Anthony QUINN (NSW)	0	4	6	10
17	22	Des DARBY (QLD)	0	10	0	10
18	37	Cohen ARTHUR (QLD)	0	6	3	9
19	48	Andy LAWSON JNR (QLD)	0	3	4	7
20	17	Sam HEATH (QLD)	0	0	5	5
21	4	Aaron MORRIS (NSW)	1	0	2	3

AUSTRALIAN SUPERSPORT CHAMPIONSHIP - MANUFACTURERS

Pos	No	Name	Pole Posn	Race 1	Race 2	Total
1		Yamaha	0	97	113	210
2		Suzuki	0	67	69	136
3		Triumph	0	35	17	52
4		Honda	0	14	16	30

AUSTRALIAN SUPERSPORT CHAMPIONSHIP - PRIVATEERS

Pos	No	Name	Pole Posn	Race 1	Race 2	Total
-----	----	------	-----------	--------	--------	-------

Scott Laing
 Chief Time Keeper - Scott Laing

Peter Smith
 Clerk of Course - Peter Smith

Computime Race Timing Systems Pty Ltd © 1996-2008
 Licensed to Computime Race Timing Systems



www.computime.com.au
COMPUTIME RACE TIMING SYSTEMS PTY LTD
 9 Timber Lane, Glen Waverley, Vic 3150. Ph : 0418 17 13 17
 E-mail : scott@computime.com.au

